Multiple District 102

As of October 2026 Cumulative

Year	New Clubs	Dropped Clubs	Gain/ Loss Clubs	New Members	Charter Members	Reinstate Members	Transfer Members	Total Member Added	Total Members Dropped	Gain/ Loss Members
2022-2023	1	3	-2	478	34	17	53	582	592	-10
2023-2024	2	3	-1	415	59	7	36	517	509	8
2024-2025	1	0	1	450	35	27	39	551	688	-137
2025-2026	3	1	2	434	75	12	27	548	491	57
2026-2027	0	0	0	132	0	4	11	147	108	39
Average	**1**	**1**	**0**	**382**	**41**	**13**	**33**	**469**	**478**	**-9**

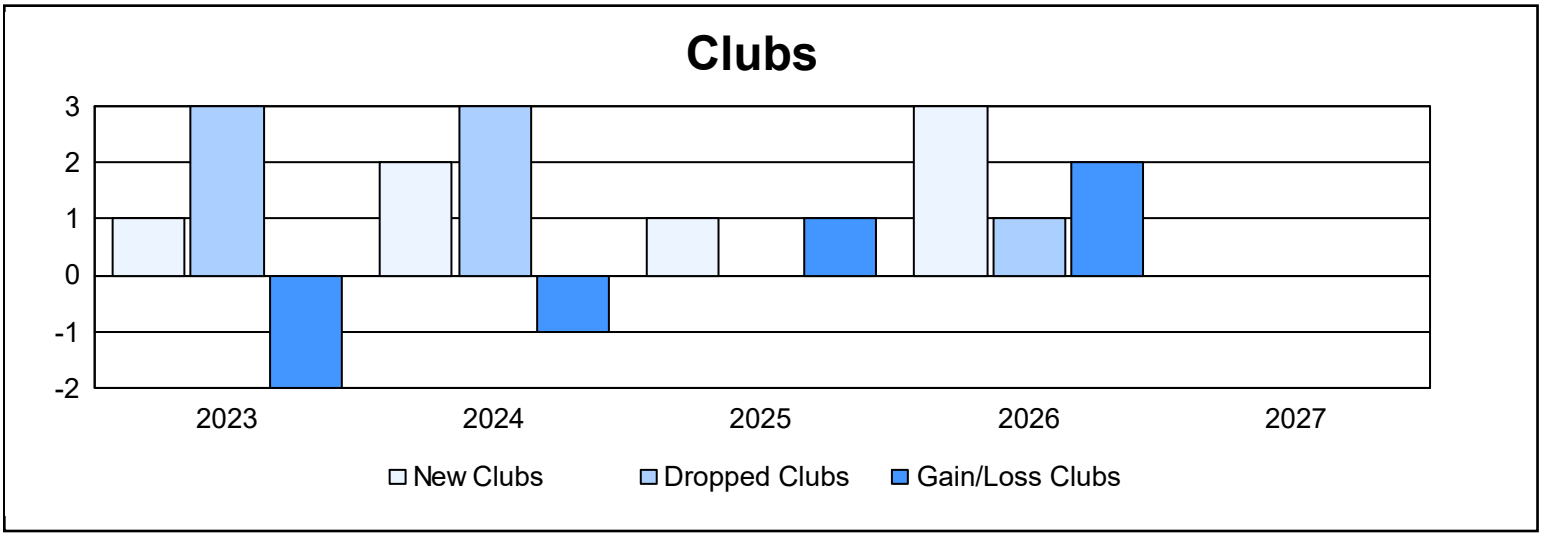

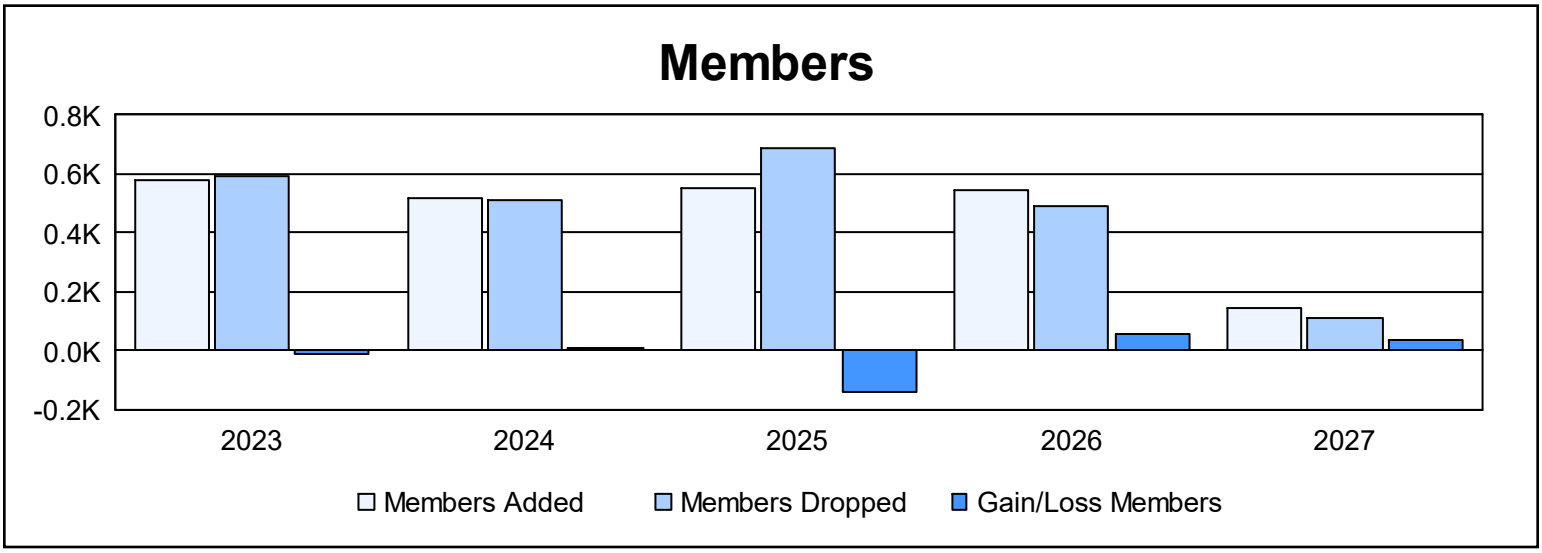

Membership Composition

October 2026 Cumulative

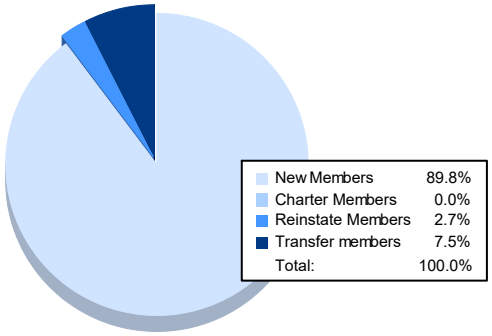

New Members	89.8%
Charter Members	0.0%
Reinstate Members	2.7%
Transfer members	7.5%
Total:	100.0%

Gender Composition

October 2026 Cumulative

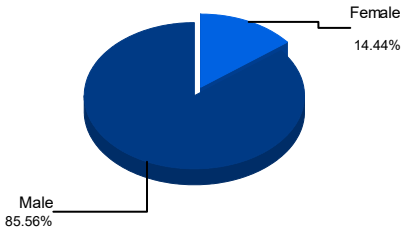

Female	14.44%
Male	85.56%
PreferNotToAnswer	0.00%
NonBinary	0.00%
Total:	100.00%